

# Housing for Mental Health

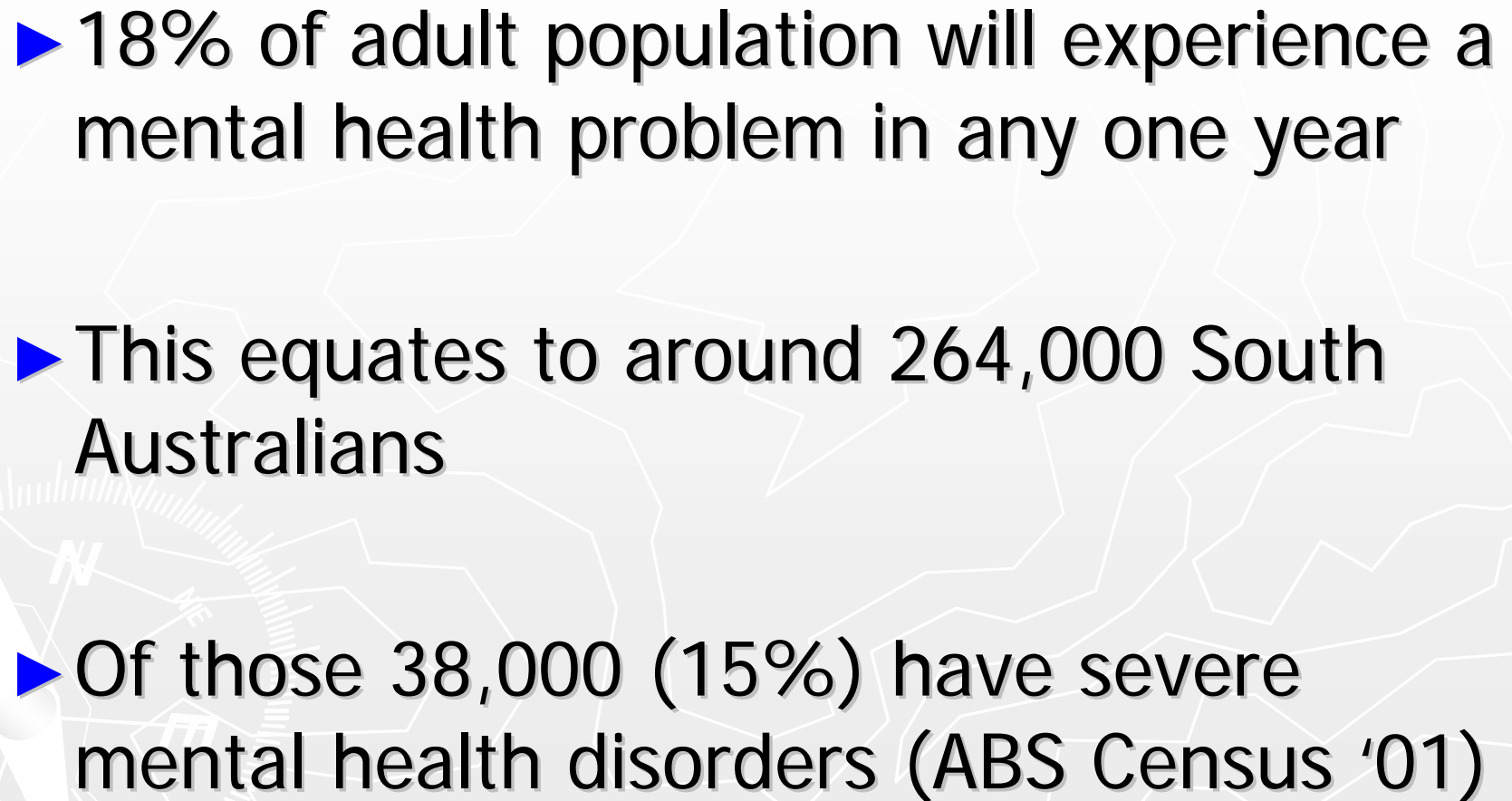


# Summary

- ▶ Mental Health, the Universe and Everything
- ▶ The case for mental health reform
- ▶ Housing – need, models and the money

# Mental Health the Universe and Everything



- 
- ▶ 18% of adult population will experience a mental health problem in any one year
  - ▶ This equates to around 264,000 South Australians
  - ▶ Of those 38,000 (15%) have severe mental health disorders (ABS Census '01)

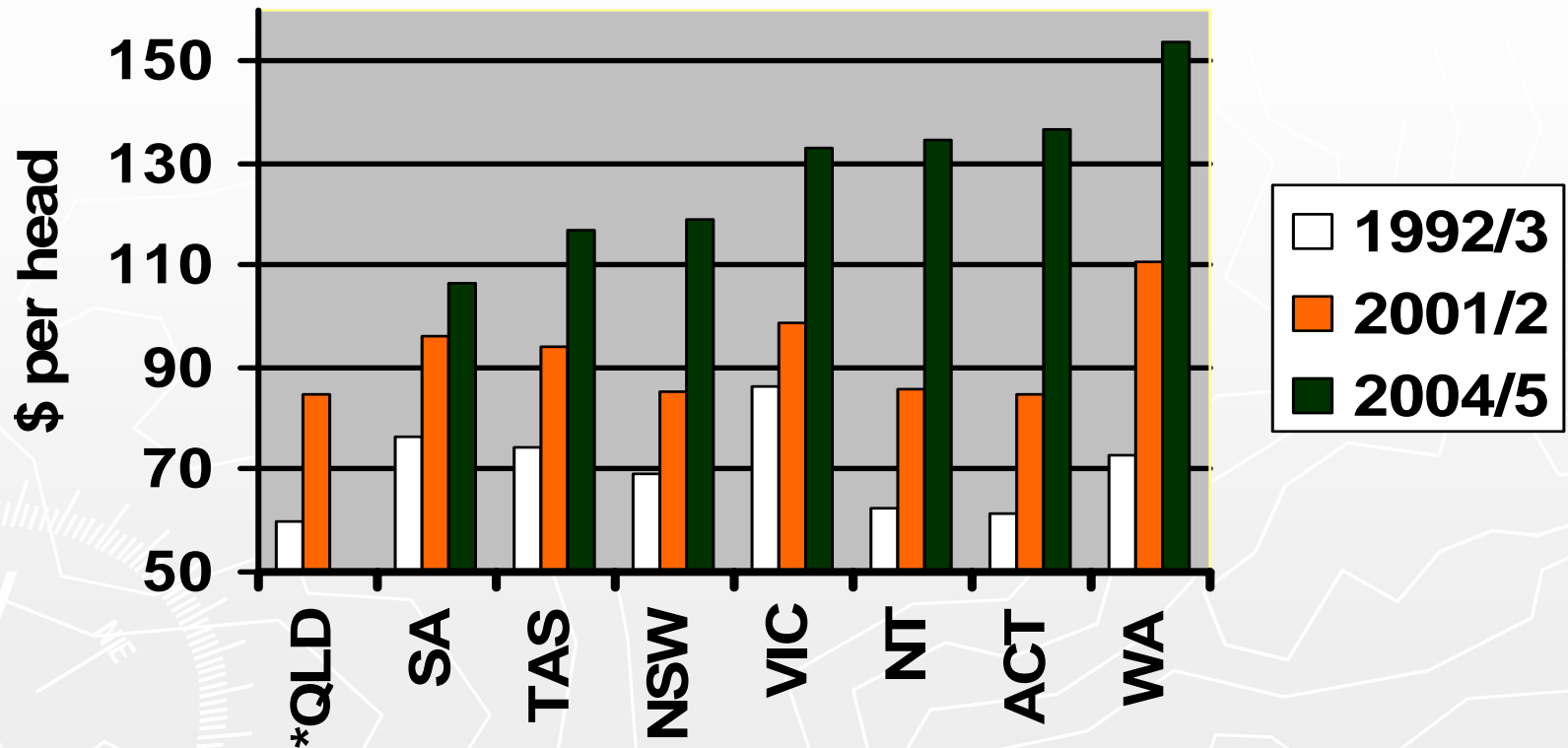
- ▶ 38,000 people in SA have psychotic illness (Psychotic illness study, Victoria. Jablensky et al)
- ▶ 30% (22,400) showed obvious dysfunction in self-care
- ▶ 59% (34,000) experienced problems socially
- ▶ 39% (14,800) dysfunctional with intimate relationships
- ▶ 50% (19,000) took street drugs
- ▶ 70% (27,000) attempted / contemplated suicide
- ▶ 10% (3,800) were homeless or in marginal accommodation

- ▶ Presentations to ED for mental health problems are increasing at a rate of 5% per annum against the average increase in ED presentations of 1%
- ▶ WHO - mental illness will be the greatest single disease burden by the year 2020
- ▶ People with mental health problems waited the longest to be served at ED, with a significant number waiting over 12 hours

# The Case for Mental Health Reform



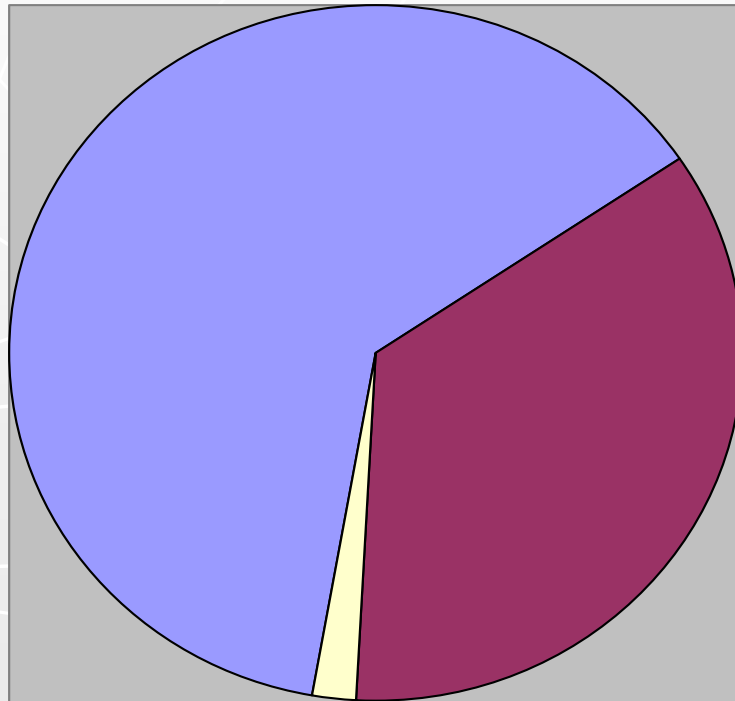
# Mental Health per Capita Spending by State



- ▶ \*QLD 2004/5 figures not available
- ▶ Source: 92/3 and 2001/2 data – National Mental Health Report 2004
- ▶ 2004/5 data – sourced from relevant state government departments' estimates/budget papers and funding announcements

# Mental Health Expenditure

**■ In Hospital** **■ Ambulatory** **■ Community Services**



# Corrections

- ▶ 70-90% of prison populations have a mental health disorder
- ▶ 39% of those in the SA justice system have a serious mental health disorder
- ▶ 40% of people in the pilot diversion program needed supported accommodation

# Alcohol and Substance misuse

- ▶ 20 % of people with mental disorders also engage in harmful drug use
- ▶ 47% of people with schizophrenia have co-morbid substance problem
- ▶ 75% of all clients to alcohol / drug services are mentally ill
- ▶ Comorbidity of substance problem with mental health disorder leads to more chronic and disability conditions and greater service utilisation

The background features a light gray map of the United States with white outlines. In the bottom-left corner, there is a compass rose with a white needle pointing towards the top-left. The compass rose has a white circle at its center and a white line indicating the needle's direction. The map is overlaid with a grid of white lines.

▶ **Child Protection**

▶ **Education**

▶ **Unemployment**

▶ **General health and wellbeing**

# Housing the need, the models and the money



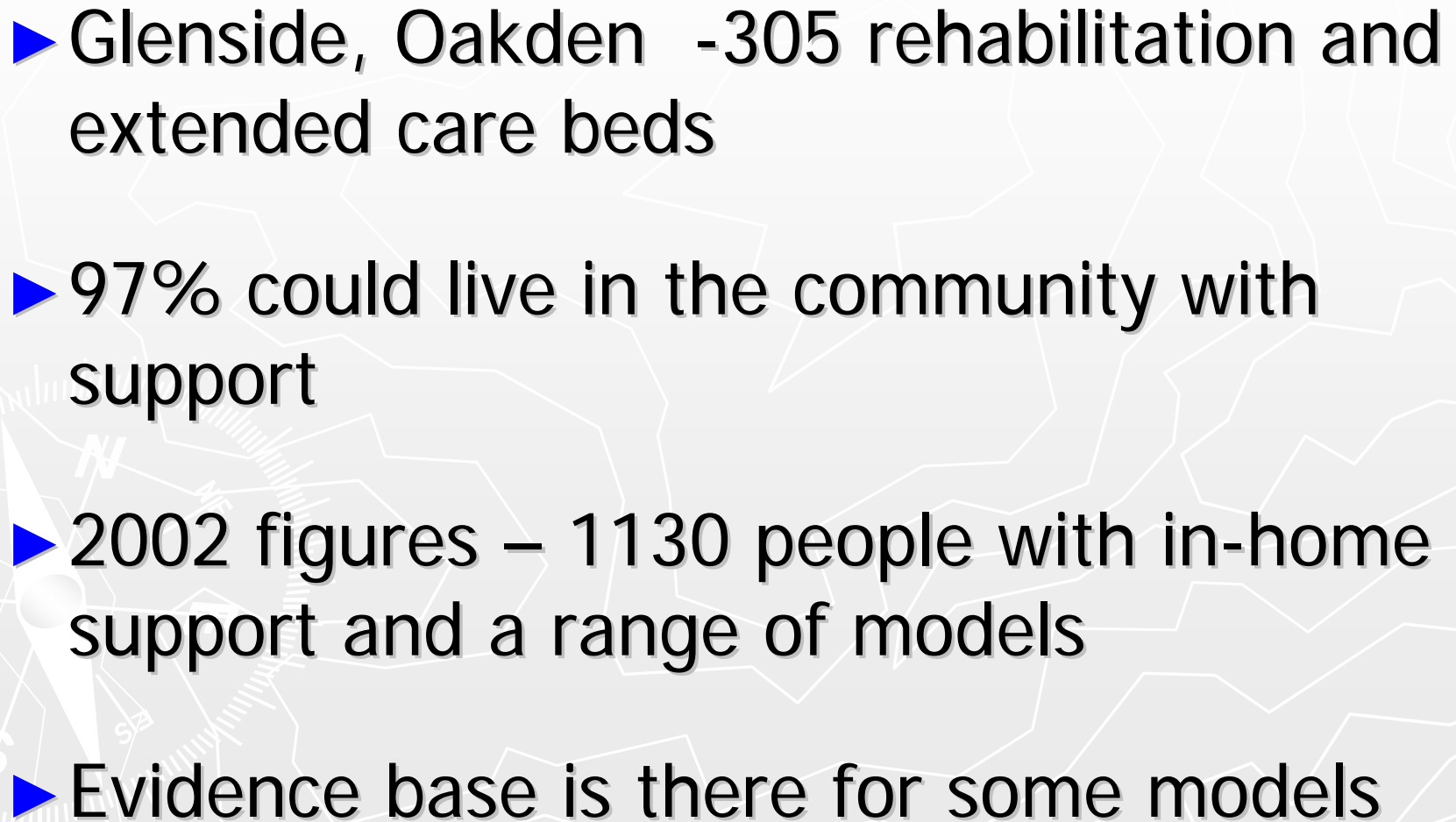
The background features a light gray map outline of the United States. In the bottom-left corner, there is a stylized compass rose with a white needle pointing towards the top-left. The compass has a white circular base and a white needle with a black tip. The background is a light gray gradient.

▶ Homelessness /SAAP

▶ SRF's

▶ Housing Trust

▶ Community Housing

- 
- ▶ Glenside, Oakden -305 rehabilitation and extended care beds
  - ▶ 97% could live in the community with support
  - ▶ 2002 figures – 1130 people with in-home support and a range of models
  - ▶ Evidence base is there for some models

# Key Ingredients

- ▶ Quality, affordable housing
- ▶ Psychosocial rehabilitation context (eg the recovery model)
- ▶ Sustainable funding
- ▶ Partnerships with key agencies
- ▶ Flexibility in exit/entry criteria

# Housing for Mental Health

